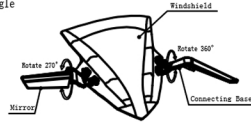


Rear Mirror function

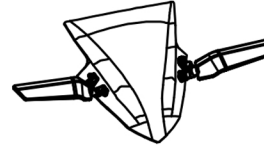
1. The mirror and connecting base can be adjusted to the appropriate position according to the angle



2. Adjust the mirror angle to the appropriate position for the driver's field of vision and sight



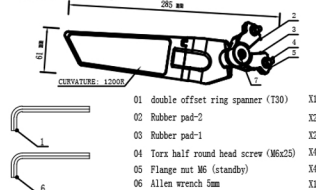
Patent number: 2021232733571
2021308551569



Fixed wing rearview mirror

Installion

Product description



Base function

1. The base mounting hole distance is suitable for a minimum range of 30mm (Fig. 2) to a maximum of 70mm (Fig. 3); When installing, loosen the No. 7 screw, adjust the mounting hole distance of the base to a suitable position, and then tighten the No. 7 screw.



Figure 2

Installation steps

1. As shown in the figure, it is installed in sequence, and the installation size is adjustable. Please see Figure 2 for the adjustment instructions



Figure 1

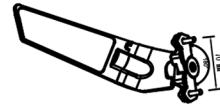


Figure 3